









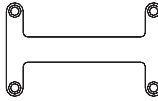





Component List

Component Number	Quantity	Description
1 	4 pcs	Nickel screws for attaching the U-bar to the H-bar
2 	4 pcs	Nickel screws for attaching the rubber gasket and metal underplate to the motherboard
3 	4 pcs	Copper screws with hexagonal head for attaching the smart clip to the stand-offs
4 	2 pcs	Nickel backplate screws with stand-offs for K8 motherboards with backplate
5 	4 pcs	Copper stand-offs for LGA775 and P4 motherboards
6 	4 pcs	Nickel stand-offs for K7 motherboard
7 	2 pcs	Nickel stand-offs for K8 motherboards with no backplate and retention module
8 	1 pc	Nickel screw for mounting the PCI control bracket to the chassis rear panel

Component Number	Quantity	Description
9 	1 pc	Metal underplate with insulation; For installation with the rubber gasket
10 	1 pc	Rubber gasket; For installation with the metal underplate
11 	1 pc	H-bar for K7 motherboards; For LGA775, P4, and K8 motherboards install with two U-bars
12 	2 pcs	U-bars for installation with the H-bar for LGA775, P4, and K8 motherboards
13 	4 pcs	Nickel screws for mounting the 3.5" control bracket to an available 3.5" bay
14 	4 pcs	Nickel screws for mounting the second CPU fan on the Star Ice fan (dual fan upgrade kits only)